

SUPERCAR CHALLENGE + GT&PROTO


SPA RACING FESTIVAL

FREE PRACTICE 2

Sector Analysis

Personal Best Session Best B Crossing the finish line in pit lane

| Lap | D | Time | Sector 1 | Sector 2 | Sector 3 | T. Spd | Elapsed | Lap | D | Time | Sector 1 | Sector 2 | Sector 3 | T. Spd | Elapsed | | |
|------------|--|-----------------|---------------|-----------------|---------------|--------|-----------|-----------------------------|---|-----------------|---------------|-----------------|------------|----------|-----------|-------|-----------|
| 106 | BODA Racing 1. Bob HERBER | | | | | | | Porsche 991 Gen II GT | | 11 | 1 | 2:45.314 | 45.504 | 1:16.036 | 43.774 | 206.9 | 33:50.959 |
| | 1 | 6:07.369 | B 3:55.276 | 1:17.844 | 54.249 | 198.5 | 6:07.369 | 12 | 1 | 2:43.832 | 44.921 | 1:15.748 | 43.163 | 220.4 | 36:34.791 | | |
| | 2 | 3:36.307 | 1:42.131 | 1:13.569 | 40.607 | 216.4 | 9:43.676 | 13 | 1 | 4:27.376 | B 45.493 | 1:31.624 | 2:10.259 | 238.4 | 41:02.167 | | |
| | 3 | 2:36.379 | 43.838 | 1:10.847 | 41.694 | 250.0 | 12:20.055 | | | | | | | | | | |
| | 4 | 2:35.117 | 43.793 | 1:11.715 | 39.609 | 243.2 | 14:55.172 | | | | | | | | | | |
| | 5 | 2:31.631 | 42.394 | 1:09.594 | 39.643 | 262.1 | 17:26.803 | | | | | | | | | | |
| | 6 | 2:39.110 | B 42.611 | 1:09.979 | 46.520 | 262.1 | 20:05.913 | | | | | | | | | | |
| | 7 | 5:25.582 | 3:30.724 | 1:11.088 | 43.770 | 256.5 | 25:31.495 | | | | | | | | | | |
| | 8 | 2:31.182 | 42.123 | 1:09.793 | 39.266 | 262.1 | 28:02.677 | | | | | | | | | | |
| | 9 | 2:31.312 | 41.757 | 1:09.987 | 39.568 | 264.7 | 30:33.989 | | | | | | | | | | |
| | 10 | 2:30.779 | 41.802 | 1:09.440 | 39.537 | 262.8 | 33:04.768 | | | | | | | | | | |
| | 11 | 2:43.777 | B 42.861 | 1:11.082 | 49.834 | 250.0 | 35:48.545 | | | | | | | | | | |
| 107 | BODA Racing 1. Daan MEIJER | | | | | | | Porsche 991 GT3 Cup GT | | | | | | | | | |
| | 1 | 3:51.590 | 1:42.634 | 1:23.754 | 45.202 | 154.1 | 3:51.590 | | | | | | | | | | |
| | 2 | 2:40.500 | 45.822 | 1:13.534 | 41.144 | 220.4 | 6:32.090 | | | | | | | | | | |
| | 3 | 2:53.446 | B 44.267 | 1:15.145 | 54.034 | 227.8 | 9:25.536 | | | | | | | | | | |
| | 4 | 7:40.214 | 5:48.669 | 1:12.003 | 39.542 | 237.4 | 17:05.750 | | | | | | | | | | |
| | 5 | 2:35.324 | 43.633 | 1:10.978 | 40.713 | 235.3 | 19:41.074 | | | | | | | | | | |
| | 6 | 2:32.497 | 42.155 | 1:10.571 | 39.771 | 246.6 | 22:13.571 | | | | | | | | | | |
| | 7 | 2:33.906 | 41.855 | 1:11.560 | 40.491 | 249.4 | 24:47.477 | | | | | | | | | | |
| | 8 | 2:40.056 | B 42.514 | 1:10.726 | 46.816 | 235.8 | 27:27.533 | | | | | | | | | | |
| | 9 | 4:10.925 | 2:17.513 | 1:12.523 | 40.889 | 240.5 | 31:38.458 | | | | | | | | | | |
| | 10 | 2:32.861 | 42.705 | 1:10.519 | 39.637 | 252.9 | 34:11.319 | | | | | | | | | | |
| | 11 | 2:34.988 | 43.539 | 1:11.101 | 40.348 | 259.0 | 36:46.307 | | | | | | | | | | |
| | 12 | 3:15.520 | B 42.391 | 1:28.711 | 1:04.418 | 255.9 | 40:01.827 | | | | | | | | | | |
| 108 | JR Motorsport 1. Martin LANTING | | | | | | | BMW M3 GTMR GT | | | | | | | | | |
| | 1 | 4:06.324 | 1:57.232 | 1:23.088 | 46.004 | 222.7 | 4:06.324 | | | | | | | | | | |
| | 2 | 2:39.747 | 43.875 | 1:14.555 | 41.317 | 243.2 | 6:46.071 | | | | | | | | | | |
| | 3 | 2:35.827 | 43.220 | 1:12.584 | 40.023 | 248.8 | 9:21.898 | | | | | | | | | | |
| | 4 | 2:34.200 | 43.528 | 1:11.247 | 39.425 | 247.7 | 11:56.098 | | | | | | | | | | |
| | 5 | 2:31.709 | 42.061 | 1:10.126 | 39.522 | 254.1 | 14:27.807 | | | | | | | | | | |
| | 6 | 2:31.698 | 42.177 | 1:10.449 | 39.072 | 256.5 | 16:59.505 | | | | | | | | | | |
| | 7 | 2:46.454 | B 47.008 | 1:10.986 | 48.460 | 220.9 | 19:45.959 | | | | | | | | | | |
| | 8 | 6:50.218 | B 3:38.092 | 1:16.528 | 1:55.598 | 160.7 | 26:36.177 | | | | | | | | | | |
| | 9 | 5:23.895 | 3:28.529 | 1:13.267 | 42.099 | 237.4 | 32:00.072 | | | | | | | | | | |
| | 10 | 2:39.930 | 44.540 | 1:13.881 | 41.509 | 235.8 | 34:40.002 | | | | | | | | | | |
| | 11 | 2:39.989 | 44.151 | 1:14.080 | 41.758 | 212.2 | 37:19.991 | | | | | | | | | | |
| | 12 | 4:12.601 | B 44.185 | 1:41.005 | 1:47.411 | 189.8 | 41:32.592 | | | | | | | | | | |
| 109 | Topper Team 1. Dirk SCHULZ | | | | | | | Porsche 997 Cup GT | | | | | | | | | |
| | 1 | 5:30.951 | 3:03.827 | 1:36.695 | 50.429 | 130.0 | 5:30.951 | | | | | | | | | | |
| | 2 | 2:59.273 | 48.092 | 1:24.709 | 46.472 | 214.7 | 8:30.224 | | | | | | | | | | |
| | 3 | 2:52.320 | 47.494 | 1:20.296 | 44.530 | 209.3 | 11:22.544 | | | | | | | | | | |
| | 4 | 2:47.466 | 45.651 | 1:18.479 | 43.336 | 214.3 | 14:10.010 | | | | | | | | | | |
| | 5 | 2:49.335 | 45.368 | 1:19.726 | 44.241 | 208.9 | 16:59.345 | | | | | | | | | | |
| | 6 | 2:50.509 | 47.708 | 1:19.276 | 43.525 | 202.2 | 19:49.854 | | | | | | | | | | |
| | 7 | 2:48.780 | 45.386 | 1:19.324 | 44.070 | 231.3 | 22:38.634 | | | | | | | | | | |
| | 8 | 2:53.735 | 46.419 | 1:20.658 | 46.658 | 172.8 | 25:32.369 | | | | | | | | | | |
| | 9 | 2:46.815 | 45.800 | 1:17.591 | 43.424 | 214.3 | 28:19.184 | | | | | | | | | | |
| | 10 | 2:46.461 | 45.662 | 1:17.814 | 42.985 | 225.0 | 31:05.645 | | | | | | | | | | |
| 110 | JR Motorsport 1. Ward SLUYS | | | | | | | BMW M4 Silhouette GT | | 11 | 1 | 2:45.314 | 45.504 | 1:16.036 | 43.774 | 206.9 | 33:50.959 |
| | 12 | 2:43.832 | 44.921 | 1:15.748 | 43.163 | 220.4 | 36:34.791 | | | | | | | | | | |
| | 13 | 4:27.376 | B 45.493 | 1:31.624 | 2:10.259 | 238.4 | 41:02.167 | | | | | | | | | | |
| 111 | JR Motorsport 2. Bas SCHOUTEN | | | | | | | BMW M4 Silhouette GT | | 1 | 1 | 4:07.491 | 2:00.015 | 1:20.965 | 46.511 | 189.8 | 4:07.491 |
| | 2 | 2:39.236 | 45.246 | 1:12.383 | 41.607 | 233.8 | 6:46.727 | | | | | | | | | | |
| | 3 | 2:34.145 | 44.080 | 1:09.928 | 40.137 | 236.3 | 9:20.872 | | | | | | | | | | |
| | 4 | 2:35.822 | 44.883 | 1:11.317 | 39.622 | 233.8 | 11:56.694 | | | | | | | | | | |
| | 5 | 2:31.485 | 42.728 | 1:09.127 | 39.630 | 241.1 | 14:28.179 | | | | | | | | | | |
| | 6 | 2:31.666 | 42.666 | 1:09.892 | 39.108 | 243.8 | 16:59.845 | | | | | | | | | | |
| | 7 | 2:43.178 | B 46.351 | 1:08.932 | 47.895 | 230.3 | 19:43.023 | | | | | | | | | | |
| | 8 | 7:23.125 | 5:25.592 | 1:14.863 | 42.670 | 214.7 | 27:06.148 | | | | | | | | | | |
| | 9 | 2:53.624 | 59.977 | 1:12.210 | 41.437 | 228.8 | 29:59.772 | | | | | | | | | | |
| | 10 | 2:35.233 | 44.469 | 1:09.850 | 40.914 | 233.3 | 32:35.005 | | | | | | | | | | |
| | 11 | 2:41.654 | 45.054 | 1:15.606 | 40.994 | 226.4 | 35:16.659 | | | | | | | | | | |
| | 12 | 2:34.586 | 44.361 | 1:09.333 | 40.892 | 236.3 | 37:51.245 | | | | | | | | | | |
| | 13 | 4:06.967 | B 52.522 | 1:53.844 | 1:20.601 | 145.6 | 41:58.212 | | | | | | | | | | |
| 112 | Certainty Racing 1. Floris DULLAART | | | | | | | Porsche 991 GT3 Cup GT | | 1 | 1 | 4:14.604 | 2:04.285 | 1:22.705 | 47.614 | 208.9 | 4:14.604 |
| | 2 | 2:43.983 | 47.469 | 1:14.643 | 41.871 | 232.8 | 6:58.587 | | | | | | | | | | |
| | 3 | 2:41.141 | 45.545 | 1:14.407 | 41.189 | 239.5 | 9:39.728 | | | | | | | | | | |
| | 4 | 2:37.487 | 43.484 | 1:12.604 | 41.399 | 227.4 | 12:17.215 | | | | | | | | | | |
| | 5 | 2:37.555 | 44.682 | 1:11.997 | 40.876 | 228.8 | 14:54.770 | | | | | | | | | | |
| | 6 | 2:33.927 | 43.782 | 1:10.628 | 39.517 | 257.8 | 17:28.697 | | | | | | | | | | |
| | 7 | 2:34.800 | 42.460 | 1:11.877 | 40.463 | 238.9 | 20:03.497 | | | | | | | | | | |
| | 8 | 2:35.095 | 42.800 | 1:11.363 | 40.932 | 243.8 | 22:38.592 | | | | | | | | | | |
| | 9 | 2:37.357 | 45.107 | 1:12.547 | 39.703 | 210.5 | 25:15.949 | | | | | | | | | | |
| | 10 | 2:52.166 | B 42.737 | 1:11.001 | 58.428 | 230.3 | 28:08.115 | | | | | | | | | | |
| | 11 | 6:51.698 | 5:00.253 | 1:11.324 | 40.121 | 232.8 | 34:59.813 | | | | | | | | | | |
| | 12 | 2:33.564 | 43.754 | 1:09.894 | 39.916 | 248.8 | 37:33.377 | | | | | | | | | | |
| | 13 | 4:07.627 | B 49.240 | 2:01.316 | 1:17.071 | 149.0 | 41:41.004 | | | | | | | | | | |
| 113 | Oliver Freymuth 1. Oliver FREYMUTH | | | | | | | Lamborghini Super Trofeo GT | | 1 | 1 | 11:22.761 | B 8:59.124 | 1:26.342 | 57.295 | 163.4 | 11:22.761 |
| | 2 | 3:11.379 | 1:16.097 | 1:15.850 | 39.432 | 183.7 | 14:34.140 | | | | | | | | | | |
| | 3 | 2:31.963 | 41.317 | 1:11.176 | 39.470 | 264.7 | 17:06.103 | | | | | | | | | | |
| | 4 | 2:32.709 | 42.619 | 1:10.167 | 39.923 | 251.2 | 19:38.812 | | | | | | | | | | |
| | 5 | 2:43.933 | B 41.751 | 1:09.038 | 53.144 | 259.6 | 22:22.745 | | | | | | | | | | |
| | 6 | 4:24.667 | 2:33.949 | 1:09.336 | 41.382 | 269.3 | 26:47.412 | | | | | | | | | | |



SUPERCAR CHALLENGE + GT&PROTO

SPA RACING FESTIVAL

FREE PRACTICE 2

Sector Analysis

Personal Best Session Best B Crossing the finish line in pit lane

| Lap | D | Time | Sector 1 | Sector 2 | Sector 3 | T. Spd | Elapsed | Lap | D | Time | Sector 1 | Sector 2 | Sector 3 | T. Spd | Elapsed | | |
|-----|---|----------|----------|----------|----------|----------|-----------|-----------|----|----------|----------|----------|----------|----------|-----------|-----------|-----------|
| 7 | 1 | 2:35.259 | 42.722 | 1:10.879 | 41.658 | 257.8 | 21:33.215 | 5 | 1 | 2:46.068 | 46.506 | 1:17.841 | 41.721 | 207.7 | 22:04.759 | | |
| 8 | 1 | 2:36.256 | 42.954 | 1:11.654 | 41.648 | 257.8 | 24:09.471 | 6 | 1 | 2:41.873 | 44.701 | 1:15.675 | 41.497 | 217.3 | 24:46.632 | | |
| 9 | 1 | 2:46.936 | B | 44.542 | 1:11.999 | 50.395 | 247.7 | 26:56.407 | 7 | 1 | 2:37.230 | 43.649 | 1:12.609 | 40.972 | 226.4 | 27:23.862 | |
| 10 | 1 | 4:28.065 | 2:28.826 | 1:15.807 | 43.432 | 236.3 | 31:24.472 | 8 | 1 | 2:41.520 | 45.624 | 1:13.657 | 42.239 | 235.8 | 30:05.382 | | |
| 11 | 1 | 2:36.740 | 42.995 | 1:13.238 | 40.507 | 255.3 | 34:01.212 | 9 | 1 | 2:36.921 | 43.265 | 1:12.052 | 41.604 | 220.0 | 32:42.303 | | |
| 12 | 1 | 2:35.499 | 42.447 | 1:11.715 | 41.337 | 230.3 | 36:36.711 | 10 | 1 | 2:41.820 | 43.677 | 1:12.853 | 45.290 | 232.8 | 35:24.123 | | |
| 13 | 1 | 3:18.997 | B | 43.344 | 1:26.399 | 1:09.254 | 252.3 | 39:55.708 | 11 | 1 | 2:48.774 | B | 44.345 | 1:12.381 | 52.048 | 229.8 | 38:12.897 |

180 Go Motorsports by DVB
1. Cenk CEYISAKAR
2. Jeffrey VAN HOOYDONC
PORSCHÉ 991 GT3 Cup GT

| | | | | | | | | |
|----|---|----------|----------|----------|----------|----------|-----------|-----------|
| 1 | 1 | 5:16.527 | 3:10.617 | 1:22.623 | 43.287 | 179.7 | 5:16.527 | |
| 2 | 1 | 2:33.546 | 43.108 | 1:10.745 | 39.693 | 248.8 | 7:50.073 | |
| 3 | 1 | 2:43.441 | B | 45.254 | 1:11.459 | 46.728 | 245.5 | 10:33.514 |
| 4 | 1 | 6:57.922 | 4:55.850 | 1:17.317 | 44.755 | 214.3 | 17:31.436 | |
| 5 | 1 | 2:37.407 | 43.071 | 1:11.219 | 43.117 | 247.1 | 20:08.843 | |
| 6 | 1 | 2:34.929 | 42.710 | 1:11.843 | 40.376 | 252.3 | 22:43.772 | |
| 7 | 1 | 2:36.236 | 42.552 | 1:13.305 | 40.379 | 228.8 | 25:20.008 | |
| 8 | 1 | 2:33.234 | 42.843 | 1:10.426 | 39.965 | 257.1 | 27:53.242 | |
| 9 | 1 | 2:45.878 | B | 43.008 | 1:10.476 | 52.394 | 254.1 | 30:39.120 |
| 10 | 1 | 4:36.932 | 2:44.864 | 1:12.001 | 40.067 | 252.3 | 35:16.052 | |
| 11 | 1 | 2:34.420 | 42.680 | 1:10.528 | 41.212 | 251.7 | 37:50.472 | |
| 12 | 1 | 4:18.690 | B | 1:01.427 | 1:51.159 | 1:26.104 | 160.0 | 42:09.162 |

187 Speedlover
1. Vincent DESPRIET
PORSCHÉ 991 GT3 Cup GT

| | | | | | | | |
|----|---|----------|----------|----------|--------|-------|-----------|
| 1 | 1 | 7:40.811 | 5:34.448 | 1:22.434 | 43.929 | 157.0 | 7:40.811 |
| 2 | 1 | 2:36.599 | 43.103 | 1:12.080 | 41.416 | 244.9 | 10:17.410 |
| 3 | 1 | 2:38.848 | 45.586 | 1:13.055 | 40.207 | 231.8 | 12:56.258 |
| 4 | 1 | 2:32.165 | 42.338 | 1:10.189 | 39.638 | 256.5 | 15:28.423 |
| 5 | 1 | 2:33.571 | 42.515 | 1:10.413 | 40.643 | 254.1 | 18:01.994 |
| 6 | 1 | 2:31.176 | 42.199 | 1:09.482 | 39.495 | 258.4 | 20:33.170 |
| 7 | 1 | 2:30.569 | 42.372 | 1:09.121 | 39.076 | 255.3 | 23:03.739 |
| 8 | 1 | 2:33.336 | 44.180 | 1:09.369 | 39.787 | 254.1 | 25:37.075 |
| 9 | 1 | 2:37.660 | 46.869 | 1:11.333 | 39.458 | 228.8 | 28:14.735 |
| 10 | 1 | 2:31.358 | 42.504 | 1:09.539 | 39.315 | 257.8 | 30:46.093 |
| 11 | 1 | 2:31.243 | 42.320 | 1:09.058 | 39.865 | 259.0 | 33:17.336 |
| 12 | 1 | 2:31.557 | 42.120 | 1:10.063 | 39.374 | 260.9 | 35:48.893 |

181 Go Motorsports by DVB
1. Cengiz OGUZHAN
PORSCHÉ 991 GT3 Cup GT

| | | | | | | | | |
|---|---|----------|----------|----------|----------|--------|-----------|-----------|
| 1 | 1 | 9:46.034 | 7:34.383 | 1:22.678 | 48.973 | 161.7 | 9:46.034 | |
| 2 | 1 | 2:38.654 | 45.353 | 1:12.409 | 40.892 | 227.8 | 12:24.688 | |
| 3 | 1 | 2:35.882 | 42.932 | 1:12.029 | 40.921 | 247.7 | 15:00.570 | |
| 4 | 1 | 2:44.461 | B | 42.760 | 1:11.115 | 50.586 | 242.2 | 17:45.031 |
| 5 | 1 | 6:02.014 | 4:03.000 | 1:16.445 | 42.569 | 196.0 | 23:47.045 | |
| 6 | 1 | 2:37.734 | 44.678 | 1:12.115 | 40.941 | 213.9 | 26:24.779 | |
| 7 | 1 | 2:43.327 | B | 43.169 | 1:10.922 | 49.236 | 201.5 | 29:08.106 |
| 8 | 1 | 6:29.931 | 4:24.198 | 1:19.480 | 46.253 | 243.8 | 35:38.037 | |
| 9 | 1 | 2:38.288 | B | 41.356 | 1:09.629 | 47.303 | 260.2 | 38:16.325 |

188 Speedlover
1. John DE WILDE
PORSCHÉ 991 GT3 Cup GT

| | | | | | | | | |
|----|---|----------|----------|----------|----------|----------|-----------|-----------|
| 1 | 1 | 4:32.603 | 2:24.502 | 1:25.440 | 42.661 | 186.5 | 4:32.603 | |
| 2 | 1 | 2:42.532 | 46.881 | 1:14.301 | 41.350 | 216.0 | 7:15.135 | |
| 3 | 1 | 2:38.024 | 44.051 | 1:13.244 | 40.729 | 220.9 | 9:53.159 | |
| 4 | 1 | 2:35.618 | 44.063 | 1:10.989 | 40.566 | 248.3 | 12:28.777 | |
| 5 | 1 | 2:32.266 | 42.285 | 1:09.727 | 40.254 | 251.7 | 15:01.043 | |
| 6 | 1 | 2:33.512 | 42.387 | 1:11.231 | 39.894 | 240.5 | 17:34.555 | |
| 7 | 1 | 2:32.620 | 42.110 | 1:09.952 | 40.558 | 255.3 | 20:07.175 | |
| 8 | 1 | 2:32.283 | 42.585 | 1:09.753 | 39.945 | 255.3 | 22:39.458 | |
| 9 | 1 | 2:33.808 | 43.327 | 1:10.512 | 39.969 | 236.8 | 25:13.266 | |
| 10 | 1 | 2:31.666 | 42.128 | 1:09.887 | 39.651 | 250.0 | 27:44.932 | |
| 11 | 1 | 2:31.467 | 42.074 | 1:09.700 | 39.693 | 255.9 | 30:16.399 | |
| 12 | 1 | 2:43.660 | B | 42.026 | 1:11.140 | 50.494 | 221.3 | 33:00.059 |
| 13 | 1 | 6:05.694 | B | 3:46.788 | 1:11.553 | 1:07.353 | 255.3 | 39:05.753 |

182 DVB Racing bvba
1. Koen WAUTERS
2. Kris WAUTERS
PORSCHÉ 991 GT3 Cup GT

| | | | | | | | | |
|----|---|----------|----------|----------|----------|--------|-----------|-----------|
| 1 | 1 | 3:48.507 | 1:40.435 | 1:22.205 | 45.867 | 155.6 | 3:48.507 | |
| 2 | 1 | 2:40.301 | 46.211 | 1:12.344 | 41.746 | 236.8 | 6:28.808 | |
| 3 | 1 | 2:39.615 | 43.457 | 1:15.323 | 40.835 | 236.8 | 9:08.423 | |
| 4 | 1 | 2:31.990 | 42.749 | 1:09.992 | 39.249 | 255.9 | 11:40.413 | |
| 5 | 1 | 2:34.971 | 42.760 | 1:11.756 | 40.455 | 248.8 | 14:15.384 | |
| 6 | 1 | 2:30.488 | 41.580 | 1:09.567 | 39.341 | 251.7 | 16:45.872 | |
| 7 | 1 | 2:44.470 | B | 44.189 | 1:12.189 | 48.092 | 221.8 | 19:30.342 |
| 8 | 1 | 4:25.268 | 2:33.560 | 1:11.358 | 40.350 | 227.4 | 23:55.610 | |
| 9 | 1 | 2:32.801 | 42.531 | 1:10.116 | 40.154 | 256.5 | 26:28.411 | |
| 10 | 1 | 2:31.954 | 42.198 | 1:09.737 | 40.019 | 254.1 | 29:00.365 | |
| 11 | 1 | 2:34.240 | 42.261 | 1:10.630 | 41.349 | 253.5 | 31:34.605 | |
| 12 | 1 | 2:31.495 | 42.330 | 1:09.517 | 39.648 | 254.1 | 34:06.100 | |
| 13 | 1 | 2:43.122 | B | 43.262 | 1:10.499 | 49.361 | 258.4 | 36:49.222 |

189 Race Art
1. R. GROUWELS
PORSCHÉ 991 Gen II GT


| | | | | | | | | |
|----|---|----------|----------|----------|----------|--------|-----------|-----------|
| 1 | 1 | 3:58.236 | 1:49.924 | 1:22.969 | 45.343 | 174.5 | 3:58.236 | |
| 2 | 1 | 2:44.644 | 45.195 | 1:17.455 | 41.994 | 195.3 | 6:42.880 | |
| 3 | 1 | 2:35.233 | 42.701 | 1:11.825 | 40.707 | 233.3 | 9:18.113 | |
| 4 | 1 | 2:36.276 | 45.594 | 1:11.098 | 39.584 | 240.0 | 11:54.389 | |
| 5 | 1 | 2:32.200 | 43.110 | 1:09.627 | 39.463 | 244.9 | 14:26.589 | |
| 6 | 1 | 2:30.604 | 41.897 | 1:09.220 | 39.487 | 252.9 | 16:57.193 | |
| 7 | 1 | 2:44.690 | B | 41.829 | 1:12.527 | 50.334 | 257.8 | 19:41.883 |
| 8 | 1 | 5:58.707 | B | 3:37.579 | 1:29.051 | 52.077 | 182.4 | 25:40.590 |
| 9 | 1 | 2:49.261 | 56.166 | 1:13.188 | 39.907 | 240.5 | 28:29.851 | |
| 10 | 1 | 2:28.788 | 41.380 | 1:08.555 | 38.853 | 263.4 | 30:58.639 | |
| 11 | 1 | 2:45.344 | B | 42.178 | 1:11.673 | 51.493 | 206.1 | 33:43.983 |

186 Speedlover
1. Willem MEULDERS
2. Rik RENMANS
PORSCHÉ 991 GT3 Cup GT

| | | | | | | | | |
|---|---|----------|----------|----------|----------|--------|-----------|-----------|
| 1 | 1 | 4:41.946 | 2:28.478 | 1:27.133 | 46.335 | 194.9 | 4:41.946 | |
| 2 | 1 | 3:00.894 | 49.816 | 1:24.592 | 46.486 | 200.4 | 7:42.840 | |
| 3 | 1 | 3:01.708 | B | 47.521 | 1:21.317 | 52.870 | 191.8 | 10:44.548 |
| 4 | 1 | 8:34.143 | 6:33.405 | 1:16.899 | 43.839 | 180.6 | 19:18.691 | |

190 Race Art
1. E. GROUWELS
PORSCHÉ 991 Gen II GT

| | | | | | | | |
|---|---|----------|----------|----------|--------|-------|----------|
| 1 | 1 | 4:11.710 | 1:58.833 | 1:25.016 | 47.861 | 166.9 | 4:11.710 |
| 2 | 1 | 2:42.219 | 47.579 | 1:12.891 | 41.749 | 223.1 | 6:53.929 |



SUPERCAR CHALLENGE + GT&PROTO

SPA RACING FESTIVAL

FREE PRACTICE 2

Sector Analysis

Personal Best Session Best B Crossing the finish line in pit lane

| Lap | D | Time | Sector 1 | Sector 2 | Sector 3 | T. Spd | Elapsed |
|-----|---|------------|----------|----------|----------|--------|-----------|
| 3 | 1 | 2:35.933 | 43.228 | 1:12.210 | 40.495 | 213.4 | 9:29.862 |
| 4 | 1 | 2:38.773 | 43.145 | 1:15.139 | 40.489 | 244.3 | 12:08.635 |
| 5 | 1 | 2:32.098 | 42.349 | 1:09.672 | 40.077 | 252.9 | 14:40.733 |
| 6 | 1 | 2:41.632 B | 41.889 | 1:09.971 | 49.772 | 252.3 | 17:22.365 |
| 7 | 1 | 4:20.676 | 2:32.280 | 1:09.332 | 39.064 | 255.3 | 21:43.041 |
| 8 | 1 | 2:30.565 | 41.699 | 1:09.326 | 39.540 | 247.7 | 24:13.606 |
| 9 | 1 | 2:51.113 | 45.305 | 1:17.017 | 48.791 | 184.0 | 27:04.719 |
| 10 | 1 | 2:48.261 B | 41.586 | 1:16.018 | 50.657 | 251.2 | 29:52.980 |
| 11 | 1 | 4:18.616 | 2:28.762 | 1:10.197 | 39.657 | 241.6 | 34:11.596 |
| 12 | 1 | 2:39.773 | 45.128 | 1:11.858 | 42.787 | 254.1 | 36:51.369 |
| 13 | 1 | 3:07.508 B | 41.510 | 1:23.827 | 1:02.171 | 232.3 | 39:58.877 |

199 JR Motorsport BMW M4 Silhouette 3.2 GT
1. Michael VERHAGEN
2. Willem MEIJER

| | | | | | | | |
|----|---|------------|----------|----------|----------|-------|-----------|
| 1 | 1 | 4:25.722 | 2:13.606 | 1:25.513 | 46.603 | 190.8 | 4:25.722 |
| 2 | 1 | 2:48.863 | 49.951 | 1:16.072 | 42.840 | 226.4 | 7:14.585 |
| 3 | 1 | 2:39.211 | 44.553 | 1:13.989 | 40.669 | 224.5 | 9:53.796 |
| 4 | 1 | 2:35.629 | 45.845 | 1:09.761 | 40.023 | 233.3 | 12:29.425 |
| 5 | 1 | 2:32.550 | 43.443 | 1:09.605 | 39.502 | 238.9 | 15:01.975 |
| 6 | 1 | 2:50.616 B | 48.678 | 1:11.352 | 50.586 | 224.1 | 17:52.591 |
| 7 | 1 | 4:12.808 | 2:21.237 | 1:10.659 | 40.912 | 234.3 | 22:05.399 |
| 8 | 1 | 2:30.355 | 43.775 | 1:07.780 | 38.800 | 240.0 | 24:35.754 |
| 9 | 1 | 2:29.598 | 43.171 | 1:07.148 | 39.279 | 237.9 | 27:05.352 |
| 10 | 1 | 2:29.929 | 42.260 | 1:08.095 | 39.574 | 244.3 | 29:35.281 |
| 11 | 1 | 2:28.678 | 43.000 | 1:06.582 | 39.096 | 240.0 | 32:03.959 |
| 12 | 1 | 2:32.964 | 43.500 | 1:08.644 | 40.820 | 240.5 | 34:36.923 |
| 13 | 1 | 2:27.876 | 42.674 | 1:06.420 | 38.782 | 239.5 | 37:04.799 |
| 14 | 1 | 4:11.313 B | 44.129 | 1:51.977 | 1:35.207 | 229.3 | 41:16.112 |

201 Febo Racing Team Leon Cupra TCR SS1
1. Dennis DE BORST
2. Stan VAN OORD

| | | | | | | | |
|----|---|------------|----------|----------|----------|-------|-----------|
| 1 | 1 | 3:20.887 | 1:11.246 | 1:23.355 | 46.286 | 164.6 | 3:20.887 |
| 2 | 1 | 2:54.472 | 47.677 | 1:16.770 | 50.025 | 201.5 | 6:15.359 |
| 3 | 1 | 2:53.248 B | 45.267 | 1:13.679 | 54.302 | 232.8 | 9:08.607 |
| 4 | 1 | 4:46.017 | 2:41.058 | 1:19.578 | 45.381 | 173.4 | 13:54.624 |
| 5 | 1 | 2:43.906 B | 44.252 | 1:09.707 | 49.947 | 238.4 | 16:38.530 |
| 6 | 1 | 5:28.705 | 3:25.980 | 1:19.281 | 43.444 | 194.2 | 22:07.235 |
| 7 | 1 | 2:41.921 | 45.591 | 1:13.872 | 42.458 | 206.1 | 24:49.156 |
| 8 | 1 | 2:36.189 | 44.571 | 1:10.212 | 41.406 | 238.4 | 27:25.345 |
| 9 | 1 | 2:42.188 | 44.627 | 1:13.465 | 44.096 | 230.3 | 30:07.533 |
| 10 | 1 | 2:37.188 | 45.205 | 1:10.771 | 41.212 | 237.4 | 32:44.721 |
| 11 | 1 | 2:39.973 | 44.639 | 1:10.894 | 44.440 | 236.8 | 35:24.694 |
| 12 | 1 | 2:39.301 | 45.100 | 1:13.172 | 41.029 | 216.4 | 38:03.995 |
| 13 | 1 | 4:14.439 B | 54.258 | 1:48.686 | 1:31.495 | 140.3 | 42:18.434 |

202 Ferry Monster Autosport Leon Cupra TCR SS1
1. René STEENMETZ

| | | | | | | | |
|----|---|----------|----------|----------|--------|-------|-----------|
| 1 | 1 | 3:54.518 | 1:38.055 | 1:31.095 | 45.368 | 130.3 | 3:54.518 |
| 2 | 1 | 2:53.479 | 49.213 | 1:20.138 | 44.128 | 176.8 | 6:47.997 |
| 3 | 1 | 2:44.407 | 46.058 | 1:15.015 | 43.334 | 232.3 | 9:32.404 |
| 4 | 1 | 2:43.376 | 45.677 | 1:14.011 | 43.688 | 234.8 | 12:15.780 |
| 5 | 1 | 2:41.954 | 47.167 | 1:13.780 | 41.007 | 235.3 | 14:57.734 |
| 6 | 1 | 2:39.204 | 45.813 | 1:12.466 | 40.925 | 232.3 | 17:36.938 |
| 7 | 1 | 2:36.171 | 44.518 | 1:11.309 | 40.344 | 238.9 | 20:13.109 |
| 8 | 1 | 2:35.157 | 44.080 | 1:10.183 | 40.894 | 238.4 | 22:48.266 |
| 9 | 1 | 2:37.300 | 44.281 | 1:10.824 | 42.195 | 242.7 | 25:25.566 |
| 10 | 1 | 2:35.062 | 44.441 | 1:09.935 | 40.686 | 239.5 | 28:00.628 |

| | | | | | | | |
|----|---|------------|----------|----------|----------|-------|-----------|
| 11 | 1 | 2:43.307 B | 44.049 | 1:11.127 | 48.131 | 238.9 | 30:43.935 |
| 12 | 1 | 4:17.090 | 2:14.427 | 1:18.656 | 44.007 | 208.5 | 35:01.025 |
| 13 | 1 | 2:37.532 | 44.804 | 1:10.508 | 42.220 | 240.0 | 37:38.557 |
| 14 | 1 | 4:11.940 B | 59.418 | 1:56.149 | 1:16.373 | 130.1 | 41:50.497 |

203 Ferry Monster Autosport Leon Cupra TCR SS1
1. Stephan POLDERMAN

| | | | | | | | |
|----|---|------------|----------|----------|----------|-------|-----------|
| 1 | 1 | 5:51.757 | 3:17.983 | 1:35.144 | 58.630 | 181.2 | 5:51.757 |
| 2 | 1 | 2:55.654 | 49.574 | 1:21.197 | 44.883 | 220.4 | 8:47.411 |
| 3 | 1 | 2:48.479 | 46.860 | 1:18.152 | 43.467 | 226.4 | 11:35.890 |
| 4 | 1 | 2:47.491 | 46.414 | 1:17.127 | 43.950 | 217.3 | 14:23.381 |
| 5 | 1 | 2:47.859 | 46.176 | 1:17.192 | 44.491 | 230.8 | 17:11.240 |
| 6 | 1 | 2:40.960 | 45.902 | 1:12.537 | 42.521 | 227.4 | 19:52.200 |
| 7 | 1 | 2:44.258 | 47.884 | 1:14.050 | 42.324 | 222.7 | 22:36.458 |
| 8 | 1 | 2:52.680 B | 46.422 | 1:14.370 | 51.888 | 218.2 | 25:29.138 |
| 9 | 1 | 5:47.011 | 3:36.907 | 1:23.918 | 46.186 | 170.1 | 31:16.149 |
| 10 | 1 | 2:47.726 | 48.101 | 1:16.933 | 42.692 | 213.0 | 34:03.875 |
| 11 | 1 | 2:43.420 | 46.228 | 1:13.686 | 43.506 | 234.8 | 36:47.295 |
| 12 | 1 | 3:16.412 B | 44.816 | 1:26.185 | 1:05.411 | 227.8 | 40:03.707 |

208 JR Motorsport BMW E92 V8 SS1
1. Ted VAN VLIET


| | | | | | | | |
|---|---|------------|----------|----------|--------|-------|-----------|
| 1 | 1 | 4:44.782 | 2:28.036 | 1:28.528 | 48.218 | 148.4 | 4:44.782 |
| 2 | 1 | 2:57.040 | 48.788 | 1:22.215 | 46.037 | 218.6 | 7:41.822 |
| 3 | 1 | 2:49.293 | 46.652 | 1:17.963 | 44.678 | 215.1 | 10:31.115 |
| 4 | 1 | 2:49.251 | 46.777 | 1:15.770 | 46.704 | 201.1 | 13:20.366 |
| 5 | 1 | 2:41.398 | 46.702 | 1:12.810 | 41.886 | 234.8 | 16:01.764 |
| 6 | 1 | 2:55.093 B | 47.202 | 1:13.347 | 54.544 | 235.8 | 18:56.857 |

212 Prime Racing GINETTA Nissan G57 LMP3
1. Jean-Pierre LEQUEUX
2. Jean Marc UEBERECKEN

| | | | | | | | |
|----|---|------------|----------|----------|--------|-------|-----------|
| 1 | 1 | 4:01.707 | 1:49.483 | 1:22.547 | 49.677 | 181.5 | 4:01.707 |
| 2 | 1 | 2:43.209 | 45.549 | 1:16.050 | 41.610 | 202.2 | 6:44.916 |
| 3 | 1 | 2:53.822 B | 44.148 | 1:15.039 | 54.635 | 227.8 | 9:38.738 |
| 4 | 1 | 4:38.071 | 2:45.919 | 1:11.014 | 41.138 | 236.8 | 14:16.809 |
| 5 | 1 | 2:29.539 | 41.804 | 1:08.445 | 39.290 | 252.9 | 16:46.348 |
| 6 | 1 | 2:43.017 B | 43.426 | 1:11.604 | 47.987 | 227.4 | 19:29.365 |
| 7 | 1 | 6:40.784 | 4:49.597 | 1:11.807 | 39.380 | 203.4 | 26:10.149 |
| 8 | 1 | 2:27.975 | 42.270 | 1:07.268 | 38.437 | 254.1 | 28:38.124 |
| 9 | 1 | 2:41.360 B | 42.467 | 1:10.009 | 48.884 | 228.8 | 31:19.484 |
| 10 | 1 | 6:32.017 B | 4:31.682 | 1:11.498 | 48.837 | 244.9 | 37:51.501 |

213 EDEKA Aschoff Racing GINETTA Nissan G58 LMP3
1. Max ASCHOFF

| | | | | | | | |
|----|---|------------|----------|----------|----------|-------|-----------|
| 1 | 1 | 5:38.491 | 3:06.537 | 1:14.421 | 1:17.533 | 231.3 | 5:38.491 |
| 2 | 1 | 2:32.207 | 41.596 | 1:11.416 | 39.195 | 252.9 | 8:10.698 |
| 3 | 1 | 2:31.167 | 41.355 | 1:10.976 | 38.836 | 230.8 | 10:41.865 |
| 4 | 1 | 2:28.737 | 40.319 | 1:09.743 | 38.675 | 270.0 | 13:10.602 |
| 5 | 1 | 2:34.160 B | 40.288 | 1:07.857 | 46.015 | 266.0 | 15:44.762 |
| 6 | 1 | 4:12.755 | 2:26.454 | 1:08.608 | 37.693 | 264.1 | 19:57.517 |
| 7 | 1 | 2:26.153 | 40.903 | 1:08.150 | 37.100 | 262.1 | 22:23.670 |
| 8 | 1 | 2:25.605 | 40.277 | 1:06.477 | 38.851 | 268.0 | 24:49.275 |
| 9 | 1 | 2:24.249 | 40.610 | 1:06.389 | 37.250 | 269.3 | 27:13.524 |
| 10 | 1 | 2:28.058 | 43.964 | 1:05.901 | 38.193 | 264.1 | 29:41.582 |
| 11 | 1 | 2:24.115 | 41.077 | 1:06.307 | 36.731 | 267.3 | 32:05.697 |
| 12 | 1 | 2:24.339 | 39.997 | 1:05.851 | 38.491 | 235.8 | 34:30.036 |
| 13 | 1 | 2:26.030 | 39.265 | 1:05.374 | 41.391 | 274.1 | 36:56.066 |




SUPERCAR CHALLENGE + GT&PROTO SPA RACING FESTIVAL FREE PRACTICE 2

Sector Analysis

■ Personal Best ■ Session Best B Crossing the finish line in pit lane

| Lap | D | Time | Sector 1 | Sector 2 | Sector 3 | T. Spd | Elapsed | Lap | D | Time | Sector 1 | Sector 2 | Sector 3 | T. Spd | Elapsed |
|--|---|------------|----------|----------|----------|--------|-----------|--|---|------------|----------|----------|----------|--------|-----------|
| 14 | 1 | 3:17.727 B | 38.805 | 1:24.516 | 1:14.406 | 275.5 | 40:13.793 | 8 | 1 | 3:03.638 B | 44.916 | 1:23.229 | 55.493 | 242.2 | 25:02.120 |
| 222 Blueberry Racing BMW E46 M3 SS1 1. R. VAN LOON 2. L. VAN LOON | | | | | | | | 9 1 4:58.628 3:00.246 1:15.083 43.299 239.5 30:00.748 | | | | | | | |
| 1 | 1 | 3:18.465 | 1:09.059 | 1:23.510 | 45.896 | 196.0 | 3:18.465 | 10 | 1 | 2:43.127 | 45.262 | 1:14.488 | 43.377 | 234.8 | 32:43.875 |
| 2 | 1 | 2:47.913 | 47.403 | 1:17.513 | 42.997 | 216.9 | 6:06.378 | 11 | 1 | 2:42.803 | 45.406 | 1:13.182 | 44.215 | 234.8 | 35:26.678 |
| 3 | 1 | 3:00.963 B | 46.843 | 1:19.101 | 55.019 | 212.2 | 9:07.341 | 12 | 1 | 3:05.893 B | 47.671 | 1:17.698 | 1:00.524 | 226.9 | 38:32.571 |
| 4 | 1 | 4:52.998 | 2:58.524 | 1:12.640 | 41.834 | 229.8 | 14:00.339 | 259 BS Racing Team BMW E46 GTR SS1 1. Marcel VAN DE MAAT 2. Peter SCHREURS | | | | | | | |
| 5 | 1 | 2:37.452 | 44.184 | 1:11.521 | 41.747 | 242.2 | 16:37.791 | 1 | 1 | 3:10.981 | 1:03.008 | 1:21.757 | 46.216 | 168.2 | 3:10.981 |
| 6 | 1 | 2:39.105 | 44.681 | 1:13.295 | 41.129 | 214.3 | 19:16.896 | 2 | 1 | 2:47.639 | 48.225 | 1:16.818 | 42.596 | 223.1 | 5:58.620 |
| 7 | 1 | 2:40.552 | 46.343 | 1:13.241 | 40.968 | 228.3 | 21:57.448 | 3 | 1 | 2:46.089 | 49.677 | 1:14.262 | 42.150 | 218.2 | 8:44.709 |
| 8 | 1 | 2:36.656 | 44.064 | 1:11.860 | 40.732 | 203.4 | 24:34.104 | 4 | 1 | 2:41.138 | 46.291 | 1:12.658 | 42.189 | 231.8 | 11:25.847 |
| 9 | 1 | 2:47.948 B | 45.309 | 1:11.793 | 50.846 | 230.3 | 27:22.052 | 5 | 1 | 2:40.410 | 45.722 | 1:13.417 | 41.271 | 233.8 | 14:06.257 |
| 10 | 1 | 8:10.009 | 6:17.844 | 1:11.295 | 40.870 | 238.4 | 35:32.061 | 6 | 1 | 2:38.261 | 45.343 | 1:11.574 | 41.344 | 233.3 | 16:44.518 |
| 11 | 1 | 2:48.520 B | 43.924 | 1:12.752 | 51.844 | 241.6 | 38:20.581 | 7 | 1 | 2:55.251 B | 46.955 | 1:15.240 | 53.056 | 214.3 | 19:39.769 |
| 229 Pegasus Racing GINETTA G57 LMP3 1. Julien SCHELL | | | | | | | | 8 1 4:32.125 2:36.521 1:13.331 42.273 219.1 24:11.894 | | | | | | | |
| 1 | 1 | 5:13.486 | 3:07.898 | 1:20.628 | 44.960 | 177.0 | 5:13.486 | 9 | 1 | 2:41.566 | 46.012 | 1:13.223 | 42.331 | 232.3 | 26:53.460 |
| 2 | 1 | 2:35.729 | 44.037 | 1:10.792 | 40.900 | 226.4 | 7:49.215 | 10 | 1 | 2:41.666 | 46.090 | 1:12.924 | 42.652 | 232.8 | 29:35.126 |
| 3 | 1 | 2:33.773 | 43.053 | 1:10.390 | 40.330 | 218.6 | 10:22.988 | 11 | 1 | 2:41.557 | 45.818 | 1:13.079 | 42.660 | 234.3 | 32:16.683 |
| 4 | 1 | 2:28.614 | 41.823 | 1:07.913 | 38.878 | 238.9 | 12:51.602 | 12 | 1 | 2:40.952 | 45.920 | 1:13.216 | 41.816 | 233.8 | 34:57.635 |
| 5 | 1 | 2:25.404 | 41.052 | 1:06.013 | 38.339 | 246.0 | 15:17.006 | 13 | 1 | 2:39.749 | 46.420 | 1:11.962 | 41.367 | 234.3 | 37:37.384 |
| 6 | 1 | 2:36.529 B | 42.615 | 1:07.565 | 46.349 | 255.3 | 17:53.535 | 14 | 1 | 4:09.860 B | 57.998 | 1:54.815 | 1:17.047 | 150.2 | 41:47.244 |
| 7 | 1 | 5:24.248 | 3:22.572 | 1:17.028 | 44.648 | 213.4 | 23:17.783 | 264 DK-Racing powered by FMA VW Golf TCR SS1 1. Jonas DE KIMPE | | | | | | | |
| 8 | 1 | 3:23.670 B | 45.409 | 1:16.074 | 1:22.187 | 226.4 | 26:41.453 | 1 | 1 | 4:11.238 | 1:42.459 | 1:35.056 | 53.723 | 128.3 | 4:11.238 |
| 9 | 1 | 3:00.139 | 1:01.062 | 1:15.085 | 43.992 | 193.2 | 29:41.592 | 2 | 1 | 2:58.014 | 55.269 | 1:19.103 | 43.642 | 165.9 | 7:09.252 |
| 10 | 1 | 2:52.253 | 45.917 | 1:17.560 | 48.776 | 197.4 | 32:33.845 | 3 | 1 | 2:43.466 | 46.795 | 1:14.366 | 42.305 | 194.9 | 9:52.718 |
| 11 | 1 | 2:49.312 | 45.339 | 1:19.439 | 44.534 | 216.9 | 35:23.157 | 4 | 1 | 2:42.723 | 46.797 | 1:13.621 | 42.305 | 215.1 | 12:35.441 |
| 12 | 1 | 3:06.401 B | 45.328 | 1:21.708 | 59.365 | 188.5 | 38:29.558 | 5 | 1 | 2:38.846 | 45.439 | 1:11.850 | 41.557 | 221.3 | 15:14.287 |
| 245 Harders Plaza BMW E90 SS1 1. R. VAN DEN BERG 2. B. VAN DEN BERG | | | | | | | | 6 1 2:49.405 B 46.933 1:13.408 49.064 225.9 18:03.692 | | | | | | | |
| 1 | 1 | 3:16.758 | 1:03.937 | 1:24.234 | 48.587 | 182.7 | 3:16.758 | 7 | 1 | 4:52.479 | 2:55.981 | 1:13.430 | 43.068 | 213.9 | 22:56.171 |
| 2 | 1 | 2:54.564 | 50.869 | 1:18.340 | 45.355 | 174.5 | 6:11.322 | 8 | 1 | 2:38.892 | 44.794 | 1:12.462 | 41.636 | 215.6 | 25:35.063 |
| 3 | 1 | 2:44.945 | 47.002 | 1:15.462 | 42.481 | 230.3 | 8:56.267 | 9 | 1 | 2:46.581 | 50.306 | 1:14.934 | 41.341 | 220.0 | 28:21.644 |
| 4 | 1 | 2:41.159 | 46.084 | 1:13.172 | 41.903 | 235.8 | 11:37.426 | 10 | 1 | 2:39.086 | 44.455 | 1:12.475 | 42.156 | 231.3 | 31:00.730 |
| 5 | 1 | 2:52.727 | 44.895 | 1:16.562 | 51.270 | 240.0 | 14:30.153 | 11 | 1 | 2:37.296 | 44.239 | 1:11.192 | 41.865 | 225.0 | 33:38.026 |
| 6 | 1 | 2:39.493 | 45.464 | 1:12.784 | 41.245 | 226.4 | 17:09.646 | 12 | 1 | 2:36.495 | 44.596 | 1:10.982 | 40.917 | 236.8 | 36:14.521 |
| 7 | 1 | 2:37.006 | 44.405 | 1:11.098 | 41.503 | 240.5 | 19:46.652 | 13 | 1 | 3:08.367 B | 45.114 | 1:15.457 | 1:07.796 | 237.4 | 39:22.888 |
| 8 | 1 | 2:35.782 | 44.111 | 1:10.820 | 40.851 | 242.2 | 22:22.434 | 265 Powermotorsports NORMA V8 LMP3 1. Siegmair PFEIFER | | | | | | | |
| 9 | 1 | 2:35.851 | 44.377 | 1:10.883 | 40.591 | 241.6 | 24:58.285 | 1 | 1 | 3:57.573 | 1:50.460 | 1:21.980 | 45.133 | 182.1 | 3:57.573 |
| 10 | 1 | 2:52.014 B | 49.571 | 1:14.664 | 47.779 | 211.4 | 27:50.299 | 2 | 1 | 2:39.627 | 45.433 | 1:13.809 | 40.385 | 211.4 | 6:37.200 |
| 11 | 1 | 3:44.175 | 1:48.315 | 1:11.960 | 43.900 | 234.8 | 31:34.474 | 3 | 1 | 2:51.041 B | 40.990 | 1:13.611 | 56.440 | 251.2 | 9:28.241 |
| 12 | 1 | 2:35.992 | 44.185 | 1:10.713 | 41.094 | 242.7 | 34:10.466 | 4 | 1 | 4:53.603 | 2:57.344 | 1:16.142 | 40.117 | 210.9 | 14:21.844 |
| 13 | 1 | 2:45.747 | 47.584 | 1:14.493 | 43.670 | 206.9 | 36:56.213 | 5 | 1 | 2:28.914 | 40.283 | 1:10.289 | 38.342 | 256.5 | 16:50.758 |
| 14 | 1 | 3:25.285 B | 44.090 | 1:22.035 | 1:19.160 | 242.7 | 40:21.498 | 6 | 1 | 2:30.453 | 40.901 | 1:10.118 | 39.434 | 247.7 | 19:21.211 |
| 246 Stichting Euro Autosport BMW E92 M3 SS1 1. Ruud OLIJ | | | | | | | | 7 1 2:41.181 B 43.297 1:07.830 50.054 222.2 22:02.392 | | | | | | | |
| 1 | 1 | 5:49.916 | 3:24.955 | 1:28.640 | 56.321 | 168.5 | 5:49.916 | 8 | 1 | 4:45.217 | 2:55.532 | 1:08.534 | 41.151 | 264.1 | 26:47.609 |
| 2 | 1 | 2:46.951 | 47.910 | 1:15.892 | 43.149 | 228.8 | 8:36.867 | 9 | 1 | 2:19.250 | 39.336 | 1:03.541 | 36.373 | 278.4 | 29:06.859 |
| 3 | 1 | 2:43.111 | 45.463 | 1:14.705 | 42.943 | 236.3 | 11:19.978 | 10 | 1 | 2:44.287 B | 38.828 | 1:08.721 | 56.738 | 247.7 | 31:51.146 |
| 4 | 1 | 2:39.054 | 45.202 | 1:12.765 | 41.087 | 238.9 | 13:59.032 | 293 BE Motorsport LIGIER LMP3 LMP3 1. Matthijs BAKKER 2. Javier IBRAN PARDO | | | | | | | |
| 5 | 1 | 2:37.813 | 44.589 | 1:11.369 | 41.855 | 234.8 | 16:36.845 | 1 | 1 | 5:17.644 | 2:49.034 | 1:34.206 | 54.404 | 140.6 | 5:17.644 |
| 6 | 1 | 2:39.895 | 45.421 | 1:12.636 | 41.838 | 239.5 | 19:16.740 | 2 | 1 | 3:11.359 | 54.180 | 1:26.919 | 50.260 | 161.2 | 8:29.003 |
| 7 | 1 | 2:41.742 | 46.181 | 1:13.115 | 42.446 | 233.3 | 21:58.482 | 3 | 1 | 2:58.380 | 50.310 | 1:21.977 | 46.093 | 166.7 | 11:27.383 |



SUPERCAR CHALLENGE + GT&PROTO


SPA RACING FESTIVAL

FREE PRACTICE 2

Sector Analysis

■ Personal Best ■ Session Best B Crossing the finish line in pit lane

| Lap | D | Time | Sector 1 | Sector 2 | Sector 3 | T. Spd | Elapsed | Lap | D | Time | Sector 1 | Sector 2 | Sector 3 | T. Spd | Elapsed |
|---|---|------------|----------|----------|----------|--------|-----------|-----|---|------------|----------|----------|----------|--------|-----------|
| 318 DRDO BMW M3 SS2 1. Cor EUSER | | | | | | | | | | | | | | | |
| 1 | 1 | 7:53.296 | 5:24.274 | 1:36.454 | 52.568 | 153.8 | 7:53.296 | 1 | 1 | 5:54.855 | 3:14.439 | 1:37.716 | 1:02.700 | 138.5 | 5:54.855 |
| 2 | 1 | 3:19.293 B | 56.255 | 1:23.699 | 59.339 | 183.1 | 11:12.589 | 2 | 1 | 3:16.667 | 56.905 | 1:27.856 | 51.906 | 157.7 | 9:11.522 |
| 321 DRDO BMW M3 SS2 1. R. DULLAART | | | | | | | | | | | | | | | |
| 1 | 1 | 4:49.132 | 2:31.981 | 1:26.524 | 50.627 | 184.6 | 4:49.132 | 3 | 1 | 3:26.362 B | 55.315 | 1:26.150 | 1:04.897 | 174.2 | 12:37.884 |
| 2 | 1 | 2:56.110 | 51.604 | 1:18.215 | 46.291 | 199.3 | 7:45.242 | 4 | 1 | 16:13.223 | ... | 1:22.692 | 49.681 | 186.5 | 28:51.107 |
| 3 | 1 | 2:52.850 | 50.445 | 1:16.972 | 45.433 | 210.9 | 10:38.092 | 5 | 1 | 3:02.009 | 51.876 | 1:21.079 | 49.054 | 194.2 | 31:53.116 |
| 4 | 1 | 2:54.225 | 51.328 | 1:17.042 | 45.855 | 210.1 | 13:32.317 | 6 | 1 | 3:00.983 | 51.588 | 1:21.167 | 48.228 | 200.0 | 34:54.099 |
| 5 | 1 | 2:51.948 | 48.509 | 1:18.717 | 44.722 | 194.6 | 16:24.265 | 7 | 1 | 3:02.009 | 51.561 | 1:20.838 | 49.610 | 204.5 | 37:56.108 |
| 6 | 1 | 2:50.580 | 50.130 | 1:15.352 | 45.098 | 213.0 | 19:14.845 | 8 | 1 | 4:30.094 B | 1:00.395 | 1:59.023 | 1:30.676 | 147.1 | 42:26.202 |
| 7 | 1 | 3:09.277 B | 50.791 | 1:20.682 | 57.804 | 193.2 | 22:24.122 | 1 | 1 | 5:53.487 | 3:13.307 | 1:37.940 | 1:02.240 | 139.4 | 5:53.487 |
| 8 | 1 | 6:05.408 | 4:01.369 | 1:17.939 | 46.100 | 201.9 | 28:29.530 | 2 | 1 | 3:17.005 | 57.628 | 1:26.702 | 52.675 | 162.4 | 9:10.492 |
| 9 | 1 | 3:08.910 | 49.009 | 1:19.295 | 1:00.606 | 217.3 | 31:38.440 | 3 | 1 | 3:11.207 | 54.530 | 1:25.659 | 51.018 | 175.0 | 12:21.699 |
| 10 | 1 | 2:58.127 B | 48.800 | 1:16.030 | 53.297 | 220.0 | 34:36.567 | 4 | 1 | 3:00.676 | 51.502 | 1:21.977 | 47.197 | 180.9 | 15:22.375 |
| 322 DRDO BMW M3 SS2 1. S. DULLAART 2. D. DULLAART | | | | | | | | | | | | | | | |
| 1 | 1 | 4:49.079 | 2:32.531 | 1:26.769 | 49.779 | 178.5 | 4:49.079 | 5 | 1 | 2:57.686 | 51.062 | 1:19.707 | 46.917 | 199.3 | 18:20.061 |
| 2 | 1 | 2:55.769 | 51.104 | 1:18.165 | 46.500 | 211.8 | 7:44.848 | 6 | 1 | 2:57.614 | 50.786 | 1:20.635 | 46.193 | 202.6 | 21:17.675 |
| 3 | 1 | 2:54.061 | 51.168 | 1:17.119 | 45.774 | 210.5 | 10:38.909 | 7 | 1 | 2:57.528 | 50.283 | 1:20.659 | 46.586 | 201.1 | 24:15.203 |
| 4 | 1 | 2:51.967 | 49.622 | 1:16.435 | 45.910 | 216.0 | 13:30.876 | 8 | 1 | 2:55.773 | 50.479 | 1:18.865 | 46.429 | 206.5 | 27:10.976 |
| 5 | 1 | 2:54.282 | 49.189 | 1:19.950 | 45.143 | 187.5 | 16:25.158 | 9 | 1 | 2:58.962 | 51.068 | 1:20.210 | 47.684 | 207.3 | 30:09.938 |
| 6 | 1 | 2:49.614 | 49.799 | 1:15.860 | 43.955 | 215.6 | 19:14.772 | 10 | 1 | 2:55.312 | 50.209 | 1:19.119 | 45.984 | 204.9 | 33:05.250 |
| 7 | 1 | 3:05.269 B | 50.254 | 1:19.271 | 55.744 | 195.3 | 22:20.041 | 11 | 1 | 2:53.377 | 49.789 | 1:18.245 | 45.343 | 204.9 | 35:58.627 |
| 8 | 1 | 6:08.555 | 4:01.638 | 1:20.717 | 46.200 | 200.4 | 28:28.596 | 12 | 1 | 3:21.846 B | 49.769 | 1:24.908 | 1:07.169 | 206.1 | 39:20.473 |
| 9 | 1 | 3:52.328 | 50.375 | 1:20.012 | 1:41.941 | 193.5 | 32:20.924 | 1 | 1 | 5:53.487 | 3:13.307 | 1:37.940 | 1:02.240 | 139.4 | 5:53.487 |
| 10 | 1 | 3:19.153 B | 52.012 | 1:25.077 | 1:02.064 | 199.6 | 35:40.077 | 2 | 1 | 3:17.005 | 57.628 | 1:26.702 | 52.675 | 162.4 | 9:10.492 |
| 323 DRDO BMW SS2 1. Emile DRUMMEN 2. Ronald FRIEDERICH | | | | | | | | | | | | | | | |
| 1 | 1 | 4:10.485 | 1:42.196 | 1:34.679 | 53.610 | 153.6 | 4:10.485 | 3 | 1 | 3:11.207 | 54.530 | 1:25.659 | 51.018 | 175.0 | 12:21.699 |
| 2 | 1 | 3:07.233 | 53.471 | 1:24.641 | 49.121 | 187.2 | 7:17.718 | 4 | 1 | 3:00.676 | 51.502 | 1:21.977 | 47.197 | 180.9 | 15:22.375 |
| 3 | 1 | 3:07.638 | 51.108 | 1:26.113 | 50.417 | 175.3 | 10:25.356 | 5 | 1 | 2:57.686 | 51.062 | 1:19.707 | 46.917 | 199.3 | 18:20.061 |
| 4 | 1 | 3:07.287 | 52.166 | 1:25.223 | 49.898 | 186.2 | 13:32.643 | 6 | 1 | 2:57.614 | 50.786 | 1:20.635 | 46.193 | 202.6 | 21:17.675 |
| 5 | 1 | 3:05.854 | 51.351 | 1:25.839 | 48.664 | 170.6 | 16:38.497 | 7 | 1 | 2:57.528 | 50.283 | 1:20.659 | 46.586 | 201.1 | 24:15.203 |
| 6 | 1 | 3:17.721 B | 50.382 | 1:27.059 | 1:00.280 | 178.5 | 19:56.218 | 8 | 1 | 2:55.773 | 50.479 | 1:18.865 | 46.429 | 206.5 | 27:10.976 |
| 7 | 1 | 6:23.691 | 4:17.954 | 1:19.304 | 46.433 | 201.1 | 26:19.909 | 9 | 1 | 2:58.962 | 51.068 | 1:20.210 | 47.684 | 207.3 | 30:09.938 |
| 8 | 1 | 2:49.730 | 48.665 | 1:16.786 | 44.279 | 206.1 | 29:09.639 | 10 | 1 | 2:55.312 | 50.209 | 1:19.119 | 45.984 | 204.9 | 33:05.250 |
| 9 | 1 | 2:49.200 | 48.225 | 1:16.903 | 44.072 | 216.9 | 31:58.839 | 11 | 1 | 2:53.377 | 49.789 | 1:18.245 | 45.343 | 204.9 | 35:58.627 |
| 10 | 1 | 2:49.668 | 49.027 | 1:16.726 | 43.915 | 210.1 | 34:48.507 | 12 | 1 | 3:21.846 B | 49.769 | 1:24.908 | 1:07.169 | 206.1 | 39:20.473 |
| 11 | 1 | 2:47.214 | 48.111 | 1:15.419 | 43.684 | 220.4 | 37:35.721 | 1 | 1 | 5:53.487 | 3:13.307 | 1:37.940 | 1:02.240 | 139.4 | 5:53.487 |
| 325 DRDO BMW 130i SS2 1. Jan Willem VAN STEE | | | | | | | | | | | | | | | |
| 1 | 1 | 5:54.855 | 3:14.439 | 1:37.716 | 1:02.700 | 138.5 | 5:54.855 | 2 | 1 | 3:16.667 | 56.905 | 1:27.856 | 51.906 | 157.7 | 9:11.522 |
| 2 | 1 | 3:16.667 | 56.905 | 1:27.856 | 51.906 | 157.7 | 9:11.522 | 3 | 1 | 3:26.362 B | 55.315 | 1:26.150 | 1:04.897 | 174.2 | 12:37.884 |
| 3 | 1 | 3:26.362 B | 55.315 | 1:26.150 | 1:04.897 | 174.2 | 12:37.884 | 4 | 1 | 16:13.223 | ... | 1:22.692 | 49.681 | 186.5 | 28:51.107 |
| 4 | 1 | 16:13.223 | ... | 1:22.692 | 49.681 | 186.5 | 28:51.107 | 5 | 1 | 3:02.009 | 51.876 | 1:21.079 | 49.054 | 194.2 | 31:53.116 |
| 5 | 1 | 3:02.009 | 51.876 | 1:21.079 | 49.054 | 194.2 | 31:53.116 | 6 | 1 | 3:00.983 | 51.588 | 1:21.167 | 48.228 | 200.0 | 34:54.099 |
| 6 | 1 | 3:00.983 | 51.588 | 1:21.167 | 48.228 | 200.0 | 34:54.099 | 7 | 1 | 3:02.009 | 51.561 | 1:20.838 | 49.610 | 204.5 | 37:56.108 |
| 7 | 1 | 3:02.009 | 51.561 | 1:20.838 | 49.610 | 204.5 | 37:56.108 | 8 | 1 | 4:30.094 B | 1:00.395 | 1:59.023 | 1:30.676 | 147.1 | 42:26.202 |
| 8 | 1 | 4:30.094 B | 1:00.395 | 1:59.023 | 1:30.676 | 147.1 | 42:26.202 | 1 | 1 | 5:53.487 | 3:13.307 | 1:37.940 | 1:02.240 | 139.4 | 5:53.487 |
| 326 DRDO BMW 130i SS2 1. André SEINEN | | | | | | | | | | | | | | | |
| 1 | 1 | 5:53.487 | 3:13.307 | 1:37.940 | 1:02.240 | 139.4 | 5:53.487 | 2 | 1 | 3:17.005 | 57.628 | 1:26.702 | 52.675 | 162.4 | 9:10.492 |
| 2 | 1 | 3:17.005 | 57.628 | 1:26.702 | 52.675 | 162.4 | 9:10.492 | 3 | 1 | 3:11.207 | 54.530 | 1:25.659 | 51.018 | 175.0 | 12:21.699 |
| 3 | 1 | 3:11.207 | 54.530 | 1:25.659 | 51.018 | 175.0 | 12:21.699 | 4 | 1 | 3:00.676 | 51.502 | 1:21.977 | 47.197 | 180.9 | 15:22.375 |
| 4 | 1 | 3:00.676 | 51.502 | 1:21.977 | 47.197 | 180.9 | 15:22.375 | 5 | 1 | 2:57.686 | 51.062 | 1:19.707 | 46.917 | 199.3 | 18:20.061 |
| 5 | 1 | 2:57.686 | 51.062 | 1:19.707 | 46.917 | 199.3 | 18:20.061 | 6 | 1 | 2:57.614 | 50.786 | 1:20.635 | 46.193 | 202.6 | 21:17.675 |
| 6 | 1 | 2:57.614 | 50.786 | 1:20.635 | 46.193 | 202.6 | 21:17.675 | 7 | 1 | 2:57.528 | 50.283 | 1:20.659 | 46.586 | 201.1 | 24:15.203 |
| 7 | 1 | 2:57.528 | 50.283 | 1:20.659 | 46.586 | 201.1 | 24:15.203 | 8 | 1 | 2:55.773 | 50.479 | 1:18.865 | 46.429 | 206.5 | 27:10.976 |
| 8 | 1 | 2:55.773 | 50.479 | 1:18.865 | 46.429 | 206.5 | 27:10.976 | 9 | 1 | 2:58.962 | 51.068 | 1:20.210 | 47.684 | 207.3 | 30:09.938 |
| 9 | 1 | 2:58.962 | 51.068 | 1:20.210 | 47.684 | 207.3 | 30:09.938 | 10 | 1 | 2:55.312 | 50.209 | 1:19.119 | 45.984 | 204.9 | 33:05.250 |
| 10 | 1 | 2:55.312 | 50.209 | 1:19.119 | 45.984 | 204.9 | 33:05.250 | 11 | 1 | 2:53.377 | 49.789 | 1:18.245 | 45.343 | 204.9 | 35:58.627 |
| 11 | 1 | 2:53.377 | 49.789 | 1:18.245 | 45.343 | 204.9 | 35:58.627 | 12 | 1 | 3:21.846 B | 49.769 | 1:24.908 | 1:07.169 | 206.1 | 39:20.473 |
| 12 | 1 | 3:21.846 B | 49.769 | 1:24.908 | 1:07.169 | 206.1 | 39:20.473 | 1 | 1 | 5:53.487 | 3:13.307 | 1:37.940 | 1:02.240 | 139.4 | 5:53.487 |
| 327 DRDO BMW M3 E46 SS2 1. Peter VAN DER HAM | | | | | | | | | | | | | | | |
| 1 | 1 | 13:22.758 | ... | 1:30.706 | 53.106 | 117.3 | 13:22.758 | 2 | 1 | 3:09.095 | 54.744 | 1:25.968 | 48.383 | 120.9 | 16:31.853 |
| 2 | 1 | 3:09.095 | 54.744 | 1:25.968 | 48.383 | 120.9 | 16:31.853 | 3 | 1 | 3:00.680 | 52.561 | 1:20.041 | 48.078 | 140.1 | 19:32.533 |
| 3 | 1 | 3:00.680 | 52.561 | 1:20.041 | 48.078 | 140.1 | 19:32.533 | 4 | 1 | 2:59.436 | 51.657 | 1:20.481 | 47.298 | 162.9 | 22:31.969 |
| 4 | 1 | 2:59.436 | 51.657 | 1:20.481 | 47.298 | 162.9 | 22:31.969 | 5 | 1 | 2:59.198 | 51.557 | 1:20.725 | 46.916 | 150.8 | 25:31.167 |
| 5 | 1 | 2:59.198 | 51.557 | 1:20.725 | 46.916 | 150.8 | 25:31.167 | 6 | 1 | 2:59.913 | 51.416 | 1:20.618 | 47.879 | 186.9 | 28:31.080 |
| 6 | 1 | 2:59.913 | 51.416 | 1:20.618 | 47.879 | 186.9 | 28:31.080 | 7 | 1 | 3:05.409 | 51.153 | 1:18.435 | 55.821 | 172.0 | 31:36.489 |
| 7 | 1 | 3:05.409 | 51.153 | 1:18.435 | 55.821 | 172.0 | 31:36.489 | 8 | 1 | 2:54.121 | 51.119 | 1:17.651 | 45.351 | 168.5 | 34:30.610 |
| 8 | 1 | 2:54.121 | 51.119 | 1:17.651 | 45.351 | 168.5 | 34:30.610 | 1 | 1 | 5:53.487 | 3:13.307 | 1:37.940 | 1:02.240 | 139.4 | 5:53.487 |
| 346 Koopman Racing BMW E36 SS2 1. Rene SNEL | | | | | | | | | | | | | | | |
| 1 | 1 | 3:53.434 | 1:40.528 | 1:26.761 | 46.145 | 132.2 | 3:53.434 | 2 | 1 | 2:50.915 | 48.908 | 1:18.378 | 43.629 | 222.2 | 6:44.349 |
| 2 | 1 | 2:50.915 | 48.908 | 1:18.378 | 43.629 | 222.2 | 6:44.349 | 3 | 1 | 2:44.441 | 47.242 | 1:14.676 | 42.523 | 223.6 | 9:28.790 |
| 3 | 1 | 2:44.441 | 47.242 | 1:14.676 | 42.523 | 223.6 | 9:28.790 | 4 | 1 | 2:46.669 | 46.051 | 1:16.003 | 44.615 | 227.8 | 12:15.459 |
| 4 | 1 | 2:46.669 | 46.051 | 1:16.003 | 44.615 | 227.8 | 12:15.459 | 5 | 1 | 2:45.108 | 46.779 | 1:16.375 | 41.954 | 222.2 | 15:00.567 |
| 5 | 1 | 2:45.1 | | | | | | | | | | | | | |



SUPERCAR CHALLENGE + GT&PROTO

SPA RACING FESTIVAL


FREE PRACTICE 2

Sector Analysis

■ Personal Best ■ Session Best ■ Crossing the finish line in pit lane

| Lap | D | Time | Sector 1 | Sector 2 | Sector 3 | T. Spd | Elapsed | Lap | D | Time | Sector 1 | Sector 2 | Sector 3 | T. Spd | Elapsed |
|--|---|-------------------|---------------|-----------------|---------------|--------|-----------|---|---|-------------------|---------------|-----------------|---------------|--------|-----------|
| 8 | 1 | 5:02.536 | 2:50.706 | 1:23.814 | 48.016 | 208.9 | 30:18.806 | 2 | 1 | 3:02.577 | 53.783 | 1:21.414 | 47.380 | 178.8 | 33:53.594 |
| 9 | 1 | 2:58.488 | 50.288 | 1:21.151 | 47.049 | 183.7 | 33:17.294 | 3 | 1 | 3:05.383 | 51.735 | 1:23.524 | 50.124 | 197.8 | 36:58.977 |
| 10 | 1 | 2:56.177 | 49.598 | 1:19.362 | 47.217 | 194.6 | 36:13.471 | 4 | 1 | 4:29.966 B | 51.007 | 1:53.767 | 1:45.192 | 201.5 | 41:28.943 |
| 11 | 1 | 3:37.139 B | 50.450 | 1:29.151 | 1:17.538 | 216.4 | 39:50.610 | 404 Spirit Racing RENAULT Clio 1.6 Turbo SD 1. Bart DROST | | | | | | | |
| 355 Brightfiber de Vreede/ de Lœuw BMW E46 M3 SS2 1. Patrick DE VREEDE 2. Rogier DE LEEUW | | | | | | | | 1 | 1 | 4:12.018 | 1:46.348 | 1:33.663 | 52.007 | 151.9 | 4:12.018 |
| 1 | 1 | 3:50.616 | 1:20.780 | 1:35.363 | 54.473 | 140.8 | 3:50.616 | 2 | 1 | 3:06.882 | 56.000 | 1:23.379 | 47.503 | 175.6 | 7:18.900 |
| 2 | 1 | 3:05.378 | 52.157 | 1:24.811 | 48.410 | 174.8 | 6:55.994 | 3 | 1 | 2:56.371 | 50.624 | 1:20.004 | 45.743 | 185.6 | 10:15.271 |
| 3 | 1 | 2:54.905 | 49.456 | 1:19.387 | 46.062 | 189.1 | 9:50.899 | 4 | 1 | 2:52.498 | 49.634 | 1:17.176 | 45.688 | 187.8 | 13:07.769 |
| 4 | 1 | 2:53.799 | 49.494 | 1:18.974 | 45.331 | 190.5 | 12:44.698 | 5 | 1 | 2:51.832 | 49.447 | 1:17.292 | 45.093 | 208.1 | 15:59.601 |
| 5 | 1 | 2:51.042 | 47.958 | 1:18.811 | 44.273 | 185.9 | 15:35.740 | 6 | 1 | 3:02.235 B | 49.593 | 1:16.965 | 55.677 | 181.2 | 19:01.836 |
| 6 | 1 | 2:47.852 | 48.151 | 1:15.662 | 44.039 | 198.9 | 18:23.592 | 7 | 1 | 5:11.896 | 3:03.082 | 1:21.356 | 47.458 | 199.3 | 24:13.732 |
| 7 | 1 | 3:08.344 | 53.194 | 1:24.318 | 50.832 | 169.5 | 21:31.936 | 8 | 1 | 2:56.070 | 50.467 | 1:18.907 | 46.696 | 205.7 | 27:09.802 |
| 8 | 1 | 3:00.266 | 52.862 | 1:20.291 | 47.113 | 181.2 | 24:32.202 | 9 | 1 | 2:55.572 | 50.170 | 1:19.237 | 46.165 | 207.7 | 30:05.374 |
| 9 | 1 | 2:58.447 B | 47.806 | 1:17.584 | 53.057 | 199.6 | 27:30.649 | 10 | 1 | 2:57.978 | 51.292 | 1:19.273 | 47.413 | 204.5 | 33:03.352 |
| 10 | 1 | 4:17.082 | 2:08.640 | 1:18.731 | 49.711 | 195.3 | 31:47.731 | 11 | 1 | 2:53.693 | 50.602 | 1:17.873 | 45.218 | 208.9 | 35:57.045 |
| 11 | 1 | 2:45.448 | 47.432 | 1:14.564 | 43.452 | 211.8 | 34:33.179 | 12 | 1 | 3:15.562 B | 49.837 | 1:20.090 | 1:05.635 | 206.5 | 39:12.607 |
| 12 | 1 | 2:45.012 | 47.821 | 1:14.129 | 43.062 | 216.0 | 37:18.191 | 409 DRDO BMW E36 SD 1. Hans CREEMERS 2. Raymond VAN STEEN | | | | | | | |
| 13 | 1 | 4:17.430 B | 55.620 | 1:47.957 | 1:33.853 | 140.3 | 41:35.621 | 1 | 1 | 3:37.273 | 1:13.961 | 1:30.466 | 52.846 | 171.4 | 3:37.273 |
| 381 Why Not Pitstop Racing Events PEUGEOT 308 CUP SS2 1. Nicolas DELENCRE | | | | | | | | 2 | 1 | 3:16.419 | 57.273 | 1:26.635 | 52.511 | 173.9 | 6:53.692 |
| 1 | 1 | 4:27.292 B | 1:00.130 | 2:01.797 | 1:25.365 | 142.7 | 4:27.292 | 3 | 1 | 3:16.926 | 1:00.820 | 1:25.423 | 50.683 | 179.7 | 10:10.618 |
| 2 | 1 | 13:39.895 | ... | 1:26.931 | 45.607 | 171.7 | 18:07.187 | 4 | 1 | 3:12.710 | 55.286 | 1:25.071 | 52.353 | 182.7 | 13:23.328 |
| 3 | 1 | 3:41.445 B | 49.193 | 1:35.753 | 1:16.499 | 211.4 | 21:48.632 | 5 | 1 | 3:13.410 | 55.654 | 1:27.618 | 50.138 | 159.1 | 16:36.738 |
| 401 Traxx Racing Team PEUGEOT RCZ Cup SD 1. Chris VOET 2. Bart VAN DEN BROECK | | | | | | | | 6 | 1 | 3:10.473 | 55.450 | 1:24.242 | 50.781 | 175.3 | 19:47.211 |
| 1 | 1 | 10:24.003 | 7:56.273 | 1:35.178 | 52.552 | 128.3 | 10:24.003 | 7 | 1 | 3:09.862 | 55.363 | 1:23.942 | 50.557 | 188.8 | 22:57.073 |
| 2 | 1 | 3:10.246 | 54.132 | 1:26.313 | 49.801 | 162.4 | 13:34.249 | 8 | 1 | 4:32.927 B | 54.891 | 1:24.570 | 2:13.466 | 190.1 | 27:30.000 |
| 3 | 1 | 2:59.087 | 51.851 | 1:20.715 | 46.521 | 196.4 | 16:33.336 | 9 | 1 | 4:28.592 | 2:10.592 | 1:25.922 | 52.078 | 184.9 | 31:58.592 |
| 4 | 1 | 2:56.114 | 50.581 | 1:19.275 | 46.258 | 205.3 | 19:29.450 | 10 | 1 | 3:12.835 | 56.252 | 1:25.928 | 50.655 | 185.9 | 35:11.427 |
| 5 | 1 | 3:06.472 B | 50.799 | 1:20.237 | 55.436 | 186.5 | 22:35.922 | 410 Tim Gray Motorsport NORMA M230FC CN 1. Neil PRIMROSE | | | | | | | |
| 6 | 1 | 5:33.612 | 3:20.450 | 1:25.990 | 47.172 | 164.9 | 28:09.534 | 1 | 1 | 6:29.057 | 4:30.547 | 1:15.968 | 42.542 | 175.3 | 6:29.057 |
| 7 | 1 | 3:09.693 | 49.503 | 1:32.239 | 47.951 | 212.6 | 31:19.227 | 2 | 1 | 2:43.087 | 45.388 | 1:16.357 | 41.342 | 225.9 | 9:12.144 |
| 8 | 1 | 2:50.539 | 49.510 | 1:16.647 | 44.382 | 211.8 | 34:09.766 | 3 | 1 | 2:46.839 B | 45.233 | 1:10.786 | 50.820 | 178.2 | 11:58.983 |
| 9 | 1 | 2:50.136 | 49.120 | 1:15.485 | 45.531 | 215.1 | 36:59.902 | 4 | 1 | 4:46.399 | 2:52.334 | 1:12.444 | 41.621 | 216.0 | 16:45.382 |
| 10 | 1 | 4:24.542 B | 49.333 | 1:53.300 | 1:41.909 | 210.9 | 41:24.444 | 5 | 1 | 2:33.671 | 43.569 | 1:10.359 | 39.743 | 241.6 | 19:19.053 |
| 402 Spirit Racing RENAULT Clio 1.6 Turbo SD 1. Rob NIEMAN | | | | | | | | 6 | 1 | 2:41.682 B | 45.087 | 1:07.726 | 48.869 | 229.3 | 22:00.735 |
| 1 | 1 | 3:22.781 | 1:04.611 | 1:29.414 | 48.756 | 163.4 | 3:22.781 | 411 DRDO MAZDA MX5 SD 1. Hans KOLENAAR | | | | | | | |
| 2 | 1 | 2:58.000 | 50.530 | 1:21.523 | 45.947 | 205.7 | 6:20.781 | 1 | 1 | 5:31.454 B | 2:41.980 | 1:38.324 | 1:11.150 | 127.2 | 5:31.454 |
| 3 | 1 | 2:56.116 | 49.951 | 1:19.603 | 46.562 | 208.1 | 9:16.897 | 2 | 1 | 3:53.793 | 1:34.448 | 1:28.469 | 50.876 | 168.2 | 9:25.247 |
| 4 | 1 | 2:58.074 | 50.833 | 1:21.384 | 45.857 | 192.9 | 12:14.971 | 3 | 1 | 3:07.050 | 56.252 | 1:21.651 | 49.147 | 188.8 | 12:32.297 |
| 5 | 1 | 2:57.153 | 51.029 | 1:19.686 | 46.438 | 204.2 | 15:12.124 | 4 | 1 | 3:03.276 | 55.109 | 1:20.138 | 48.029 | 190.5 | 15:35.573 |
| 6 | 1 | 2:55.903 | 49.732 | 1:19.326 | 46.845 | 209.7 | 18:08.027 | 5 | 1 | 3:02.057 | 55.069 | 1:18.668 | 48.320 | 189.8 | 18:37.630 |
| 7 | 1 | 2:53.529 | 49.471 | 1:18.203 | 45.855 | 208.9 | 21:01.556 | 6 | 1 | 3:16.133 B | 54.893 | 1:18.622 | 1:02.618 | 189.1 | 21:53.763 |
| 8 | 1 | 2:51.571 | 49.315 | 1:17.229 | 45.027 | 211.4 | 23:53.127 | 7 | 1 | 4:40.467 | 2:33.352 | 1:18.594 | 48.521 | 188.5 | 26:34.230 |
| 9 | 1 | 3:06.134 B | 49.499 | 1:20.119 | 56.516 | 208.9 | 26:59.261 | 8 | 1 | 3:02.028 | 54.293 | 1:19.476 | 48.259 | 191.5 | 29:36.258 |
| 10 | 1 | 5:24.019 B | 2:59.455 | 1:24.614 | 59.950 | 190.1 | 32:23.280 | 9 | 1 | 3:04.929 | 56.453 | 1:18.926 | 49.550 | 189.5 | 32:41.187 |
| 11 | 1 | 4:49.886 B | 2:18.548 | 1:31.851 | 59.487 | 192.9 | 37:13.166 | 10 | 1 | 3:00.529 | 54.234 | 1:18.665 | 47.630 | 193.9 | 35:41.716 |
| 403 Kustlicht ALFA 147 SD 1. John VAN DER VOORT 2. Sandra VAN DER SLOOT | | | | | | | | 11 | 1 | 3:23.612 B | 54.240 | 1:19.219 | 1:10.153 | 191.5 | 39:05.328 |
| 1 | 1 | 30:51.017 | ... | 1:37.718 | 52.855 | 116.1 | 30:51.017 | 430 ALP Racing SAKER Rap X CN 1. Alan PUBRICK 2. David BRISE | | | | | | | |





SUPERCAR CHALLENGE + GT&PROTO

SPA RACING FESTIVAL

FREE PRACTICE 2

Sector Analysis

■ Personal Best ■ Session Best ■ Crossing the finish line in pit lane

| Lap | D | Time | Sector 1 | Sector 2 | Sector 3 | T. Spd | Elapsed | Lap | D | Time | Sector 1 | Sector 2 | Sector 3 | T. Spd | Elapsed |
|-----|---|-------------------|----------|----------|----------|--------|-----------|---|---|-------------------|----------|----------|----------|--------|-----------|
| 1 | 1 | 3:05.455 | 55.319 | 1:25.043 | 45.093 | 184.9 | 3:05.455 | 5 | 1 | 2:34.923 | 43.153 | 1:11.743 | 40.027 | 220.9 | 16:52.174 |
| 2 | 1 | 2:59.311 B | 46.395 | 1:12.284 | 1:00.632 | 216.0 | 6:04.766 | 6 | 1 | 2:37.303 | 42.284 | 1:12.538 | 42.481 | 213.0 | 19:29.477 |
| 3 | 1 | 4:41.419 | 2:42.337 | 1:15.609 | 43.473 | 202.2 | 10:46.185 | 7 | 1 | 2:36.351 | 42.644 | 1:12.854 | 40.853 | 234.8 | 22:05.828 |
| 4 | 1 | 2:49.431 | 48.386 | 1:16.314 | 44.731 | 208.1 | 13:35.616 | 8 | 1 | 2:36.570 | 43.929 | 1:13.421 | 39.220 | 196.4 | 24:42.398 |
| 5 | 1 | 3:01.073 B | 47.565 | 1:21.495 | 52.013 | 214.3 | 16:36.689 | 9 | 1 | 2:30.919 | 42.130 | 1:07.898 | 40.891 | 248.8 | 27:13.317 |
| 6 | 1 | 4:46.080 | 2:43.485 | 1:18.363 | 44.232 | 197.1 | 21:22.769 | 10 | 1 | 2:31.956 | 44.947 | 1:07.848 | 39.161 | 244.9 | 29:45.273 |
| 7 | 1 | 2:46.003 | 45.611 | 1:16.966 | 43.426 | 217.3 | 24:08.772 | 11 | 1 | 3:57.254 B | 44.608 | 1:14.123 | 1:58.523 | 233.3 | 33:42.527 |
| 8 | 1 | 2:46.111 | 45.928 | 1:17.235 | 42.948 | 213.0 | 26:54.883 | 499 Spirit Racing 1. Rob NIEMAN RENAULT Clio SD | | | | | | | |
| 9 | 1 | 2:44.192 | 45.047 | 1:15.682 | 43.463 | 212.2 | 29:39.075 | 1 | 1 | 4:18.252 | 1:54.803 | 1:31.742 | 51.707 | 152.3 | 4:18.252 |
| 10 | 1 | 3:03.618 B | 47.256 | 1:17.044 | 59.318 | 212.6 | 32:42.693 | 2 | 1 | 3:08.659 | 55.396 | 1:25.002 | 48.261 | 179.1 | 7:26.911 |

| 444 RDS Racing 1. Pascal EHLERT | | RENAULT Clio RS 3 SD | | | | | | | | | | | | | |
|---|---|----------------------|----------|----------|----------|-------|-----------|--|--|--|--|--|--|--|--|
| 1 | 1 | 5:24.870 B | 2:35.267 | 1:39.147 | 1:10.456 | 121.1 | 5:24.870 | | | | | | | | |
| 2 | 1 | 8:32.230 | 6:13.442 | 1:27.790 | 50.998 | 152.8 | 13:57.100 | | | | | | | | |
| 3 | 1 | 3:08.424 | 56.421 | 1:24.067 | 47.936 | 179.7 | 17:05.524 | | | | | | | | |
| 4 | 1 | 3:13.052 B | 53.663 | 1:21.677 | 57.712 | 181.8 | 20:18.576 | | | | | | | | |
| 5 | 1 | 5:30.770 | 3:21.306 | 1:20.334 | 49.130 | 183.4 | 25:49.346 | | | | | | | | |
| 6 | 1 | 3:23.049 B | 53.406 | 1:27.074 | 1:02.569 | 177.3 | 29:12.395 | | | | | | | | |

| 450 1. Lucas GROENEVELD | | Renault Clio SD | | | | | | | | | | | | | |
|--------------------------------|---|-------------------|----------|----------|----------|-------|-----------|--|--|--|--|--|--|--|--|
| 1 | 1 | 4:22.165 | 2:05.752 | 1:26.963 | 49.450 | 182.4 | 4:22.165 | | | | | | | | |
| 2 | 1 | 3:10.582 | 1:00.055 | 1:23.478 | 47.049 | 170.6 | 7:32.747 | | | | | | | | |
| 3 | 1 | 3:00.017 | 51.506 | 1:19.639 | 48.872 | 198.2 | 10:32.764 | | | | | | | | |
| 4 | 1 | 2:57.824 | 51.229 | 1:19.573 | 47.022 | 203.8 | 13:30.588 | | | | | | | | |
| 5 | 1 | 2:56.635 | 50.284 | 1:19.618 | 46.733 | 206.5 | 16:27.223 | | | | | | | | |
| 6 | 1 | 3:05.021 B | 50.171 | 1:19.142 | 55.708 | 203.4 | 19:32.244 | | | | | | | | |
| 7 | 1 | 5:47.829 | 3:42.258 | 1:18.754 | 46.817 | 193.9 | 25:20.073 | | | | | | | | |
| 8 | 1 | 2:52.331 | 50.869 | 1:15.860 | 45.602 | 199.3 | 28:12.404 | | | | | | | | |
| 9 | 1 | 2:51.864 | 49.898 | 1:15.992 | 45.974 | 201.9 | 31:04.268 | | | | | | | | |
| 10 | 1 | 2:56.411 | 51.134 | 1:17.815 | 47.462 | 200.4 | 34:00.679 | | | | | | | | |
| 11 | 1 | 2:57.432 | 50.184 | 1:18.713 | 48.535 | 203.0 | 36:58.111 | | | | | | | | |
| 12 | 1 | 4:14.906 B | 50.032 | 1:51.591 | 1:33.283 | 200.0 | 41:13.017 | | | | | | | | |

| 473 Alain Berg 1. Alain BERG | | RADICAL SR8 CN | | | | | | | | | | | | | |
|--|---|-------------------|----------|----------|--------|-------|-----------|--|--|--|--|--|--|--|--|
| 1 | 1 | 7:19.324 | 5:04.825 | 1:29.369 | 45.130 | 159.1 | 7:19.324 | | | | | | | | |
| 2 | 1 | 2:38.484 | 45.249 | 1:14.172 | 39.063 | 242.7 | 9:57.808 | | | | | | | | |
| 3 | 1 | 2:33.525 | 43.044 | 1:11.762 | 38.719 | 227.8 | 12:31.333 | | | | | | | | |
| 4 | 1 | 2:31.414 | 41.923 | 1:10.521 | 38.970 | 214.3 | 15:02.747 | | | | | | | | |
| 5 | 1 | 2:34.353 | 47.098 | 1:08.328 | 38.927 | 250.6 | 17:37.100 | | | | | | | | |
| 6 | 1 | 2:29.337 | 41.476 | 1:08.396 | 39.465 | 257.1 | 20:06.437 | | | | | | | | |
| 7 | 1 | 2:30.367 | 41.426 | 1:09.117 | 39.824 | 257.8 | 22:36.804 | | | | | | | | |
| 8 | 1 | 2:32.035 | 44.643 | 1:09.037 | 38.355 | 254.7 | 25:08.839 | | | | | | | | |
| 9 | 1 | 2:29.852 | 43.445 | 1:08.281 | 38.126 | 254.7 | 27:38.691 | | | | | | | | |
| 10 | 1 | 2:29.474 | 41.283 | 1:08.891 | 39.300 | 257.1 | 30:08.165 | | | | | | | | |
| 11 | 1 | 2:29.634 | 41.888 | 1:08.376 | 39.370 | 260.9 | 32:37.799 | | | | | | | | |
| 12 | 1 | 2:32.674 | 41.593 | 1:13.106 | 37.975 | 235.8 | 35:10.473 | | | | | | | | |
| 13 | 1 | 2:55.560 B | 41.585 | 1:16.400 | 57.575 | 257.1 | 38:06.033 | | | | | | | | |

| 496 VR Motorsport 1. Tim GRAY 2. Grant WILLIAM | | PRAGA R11 CN | | | | | | | | | | | | | |
|---|---|--------------|----------|----------|----------|-------|-----------|--|--|--|--|--|--|--|--|
| 1 | 1 | 5:55.911 | 3:23.720 | 1:31.587 | 1:00.604 | 159.8 | 5:55.911 | | | | | | | | |
| 2 | 1 | 2:56.332 | 53.901 | 1:18.083 | 44.348 | 177.3 | 8:52.243 | | | | | | | | |
| 3 | 1 | 2:39.924 | 44.861 | 1:13.375 | 41.688 | 211.8 | 11:32.167 | | | | | | | | |
| 4 | 1 | 2:45.084 | 48.674 | 1:13.813 | 42.597 | 217.7 | 14:17.251 | | | | | | | | |

| 499 Spirit Racing 1. Rob NIEMAN | | RENAULT Clio SD | | | | | | | | | | | | | |
|---|---|-------------------|----------|----------|----------|-------|-----------|--|--|--|--|--|--|--|--|
| 1 | 1 | 4:18.252 | 1:54.803 | 1:31.742 | 51.707 | 152.3 | 4:18.252 | | | | | | | | |
| 2 | 1 | 3:08.659 | 55.396 | 1:25.002 | 48.261 | 179.1 | 7:26.911 | | | | | | | | |
| 3 | 1 | 3:05.339 | 52.236 | 1:24.432 | 48.671 | 193.5 | 10:32.250 | | | | | | | | |
| 4 | 1 | 3:11.707 B | 51.603 | 1:23.227 | 56.877 | 187.5 | 13:43.957 | | | | | | | | |
| 5 | 1 | 10:37.103 | 8:33.020 | 1:18.311 | 45.772 | 192.9 | 24:21.060 | | | | | | | | |
| 6 | 1 | 2:52.543 | 49.758 | 1:17.113 | 45.672 | 208.9 | 27:13.603 | | | | | | | | |
| 7 | 1 | 2:54.911 | 49.433 | 1:18.852 | 46.626 | 197.8 | 30:08.514 | | | | | | | | |
| 8 | 1 | 2:54.394 | 49.219 | 1:18.583 | 46.592 | 201.5 | 33:02.908 | | | | | | | | |
| 9 | 1 | 2:50.087 | 49.047 | 1:16.064 | 44.976 | 209.7 | 35:52.995 | | | | | | | | |
| 10 | 1 | 3:17.591 B | 49.659 | 1:23.353 | 1:04.579 | 178.8 | 39:10.586 | | | | | | | | |

| 511 BlueBerry Racing 1. Danny VAN DONGEN | | PRAGA R1 SR3 | | | | | | | | | | | | | |
|--|---|-------------------|----------|----------|----------|-------|-----------|--|--|--|--|--|--|--|--|
| 1 | 1 | 6:04.006 B | 3:02.975 | 1:46.947 | 1:14.084 | 149.4 | 6:04.006 | | | | | | | | |
| 2 | 1 | 11:54.275 | 9:55.646 | 1:16.040 | 42.589 | 192.2 | 17:58.281 | | | | | | | | |
| 3 | 1 | 2:38.284 | 47.282 | 1:09.135 | 41.867 | 209.7 | 20:36.565 | | | | | | | | |
| 4 | 1 | 2:37.270 | 45.703 | 1:09.590 | 41.977 | 213.0 | 23:13.835 | | | | | | | | |
| 5 | 1 | 2:45.807 B | 46.432 | 1:09.791 | 49.584 | 211.4 | 25:59.642 | | | | | | | | |
| 6 | 1 | 4:11.405 | 2:20.996 | 1:08.739 | 41.670 | 210.9 | 30:11.047 | | | | | | | | |
| 7 | 1 | 2:37.185 | 46.367 | 1:09.551 | 41.267 | 213.9 | 32:48.232 | | | | | | | | |
| 8 | 1 | 2:36.693 | 46.082 | 1:08.095 | 42.516 | 215.1 | 35:24.925 | | | | | | | | |
| 9 | 1 | 2:38.022 | 45.886 | 1:10.193 | 41.943 | 217.7 | 38:02.947 | | | | | | | | |
| 10 | 1 | 4:13.127 B | 54.268 | 1:48.643 | 1:30.216 | 139.5 | 42:16.074 | | | | | | | | |

| 514 VR Motorsport 1. Alastair BOULTON 2. Alain BERG | | RADICAL SR3 SR3 | | | | | | | | | | | | | |
|--|---|-------------------|----------|----------|----------|-------|-----------|--|--|--|--|--|--|--|--|
| 1 | 1 | 3:28.015 | 1:09.771 | 1:27.877 | 50.367 | 172.2 | 3:28.015 | | | | | | | | |
| 2 | 1 | 2:53.933 | 50.822 | 1:16.536 | 46.575 | 201.1 | 6:21.948 | | | | | | | | |
| 3 | 1 | 3:08.662 B | 49.218 | 1:20.421 | 59.023 | 198.5 | 9:30.610 | | | | | | | | |
| 4 | 1 | 4:05.742 | 2:06.477 | 1:14.283 | 44.982 | 206.9 | 13:36.352 | | | | | | | | |
| 5 | 1 | 2:48.939 | 49.946 | 1:14.866 | 44.127 | 202.2 | 16:25.291 | | | | | | | | |
| 6 | 1 | 2:39.713 | 48.095 | 1:09.742 | 41.876 | 211.8 | 19:05.004 | | | | | | | | |
| 7 | 1 | 2:36.164 | 45.988 | 1:07.887 | 42.289 | 214.3 | 21:41.168 | | | | | | | | |
| 8 | 1 | 2:36.484 | 45.795 | 1:09.026 | 41.663 | 217.7 | 24:17.652 | | | | | | | | |
| 9 | 1 | 2:41.752 | 48.034 | 1:10.865 | 42.853 | 212.6 | 26:59.404 | | | | | | | | |
| 10 | 1 | 2:43.489 | 45.523 | 1:13.903 | 44.063 | 216.9 | 29:42.893 | | | | | | | | |
| 11 | 1 | 2:51.873 | 47.926 | 1:15.060 | 48.887 | 204.5 | 32:34.766 | | | | | | | | |
| 12 | 1 | 2:43.714 | 46.440 | 1:15.515 | 41.759 | 214.7 | 35:18.480 | | | | | | | | |
| 13 | 1 | 2:36.779 | 47.191 | 1:07.392 | 42.196 | 209.7 | 37:55.259 | | | | | | | | |
| 14 | 1 | 4:17.775 B | 1:00.080 | 1:49.830 | 1:27.865 | 151.7 | 42:13.034 | | | | | | | | |

